


Week 8

ANSWER KEYS

**Use these answer keys
to check your work!**



Answer Key**Reading Comprehension: Problem and Solution 1****Problem**

A conflict between:

- two or more characters
- a character and nature
- a character and herself


*Usually found at the beginning of a story.

Solution

The way in which a problem is solved.

*Usually found at the end of a story.

Directions: Read the passages and complete the chart.

	Problem	Solution
<p>1. A Package at the Door</p> <p>On Friday afternoon, the doorbell rang. Ricky ran to the front door to see if his package arrived. He was so excited that he threw open the door. He didn't even think about his dog, Shadow. Shadow darted out the door. He was down the street in a blink of the eye. Luckily, the mailman noticed the dog as it sprinted past him. The mailman chased after Shadow, grabbed his collar, and walked him back to Ricky. Phew, that was close!</p>	<p>The dog, Shadow, escaped from the house.</p>	<p>The mailman chased after the dog and returned him to Ricky's house.</p>
<p>2. Basketball Practice Blues</p> <p>Garrett and Jeffrey took turns at the hoop practicing their free throws. Usually Garrett sunk his free throw shots with no trouble, but something was off today. He had not made a single shot. Jeffrey was on fire, though! He made every single free throw shot from the line. Coach McElroy noticed and came to talk to Garrett. "If you adjust your feet," he said, "your shot will go straight." To Garrett's surprise, he made the rest of his free throws!</p>	<p>Garrett was having trouble making his free throws at basketball practice.</p>	<p>Coach McElroy offered Garrett some pointers about his feet that helped him improve his shot.</p>
<p>3. Report Card Time</p> <p>Maci knew she had earned some good grades and some bad grades. Even though Maci knew her parents would be disappointed, she always followed the rules. She would give them the report card when she got home. When she arrived home, she realized that the report card was not in her binder when she got off the bus. She must have lost it somewhere! Instead of panicking, she made a plan. Maci decided to talk to her teacher about it the next day. Her teacher thanked her for being responsible. She printed Maci a new report card to take home. The teacher even put it in a special envelope.</p>	<p>Maci lost the report card she was supposed to give to her parents after school.</p>	<p>Maci told her teacher the truth and her teacher printed her a new report card to take home to her parents.</p>



Answers

Synonyms

Synonyms are words with the same or almost the same meaning.

Fill in the circle next to the synonym for the bold word in each sentence below.

1. The dog was **angry** at the strangers.

- happy mad excited depressed

2. We took a **stroll** through the forest trails.

- walk run sleep nap

3. The **wealthy** man had a shiny new car.

- skip rich sad mad

4. I am a very **outgoing** person.

- joyous run friendly angry

5. Mom felt **fortunate** to get a raise at work.

- skip roll sad lucky

6. It was **thoughtful** of Robin to give her last cookie to Margo.

- kind mean angry walk

7. The cat was always **joyful** at meal time.

- wet upset happy angry

8. The diamond necklace was **beautiful**.

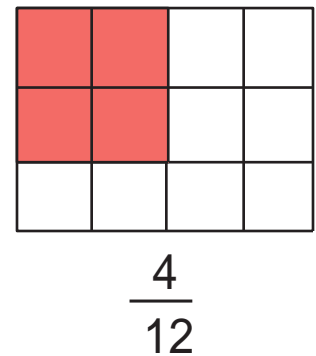
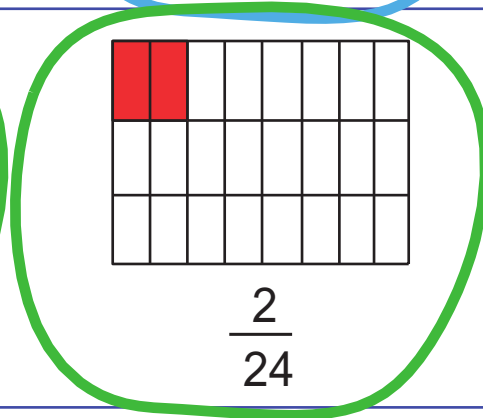
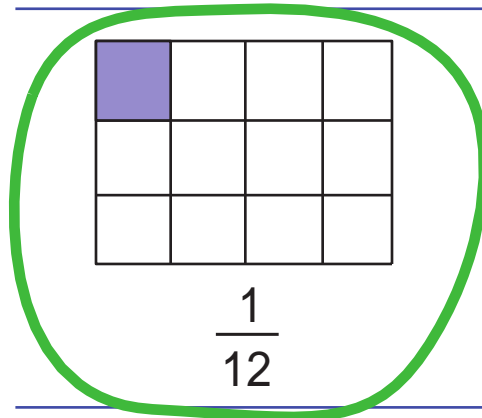
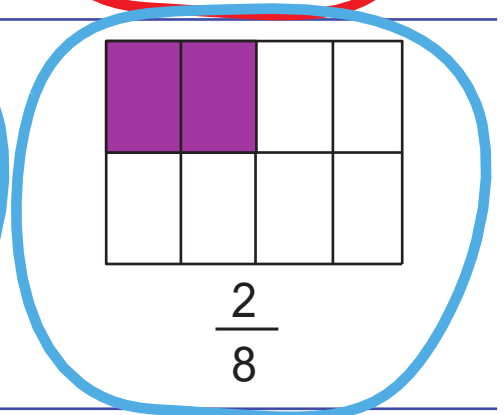
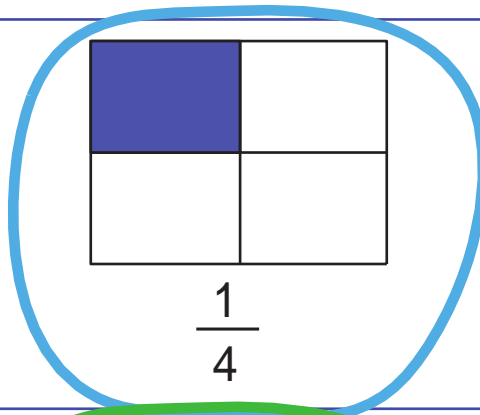
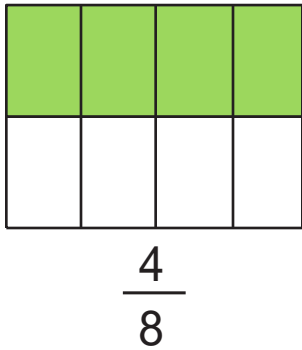
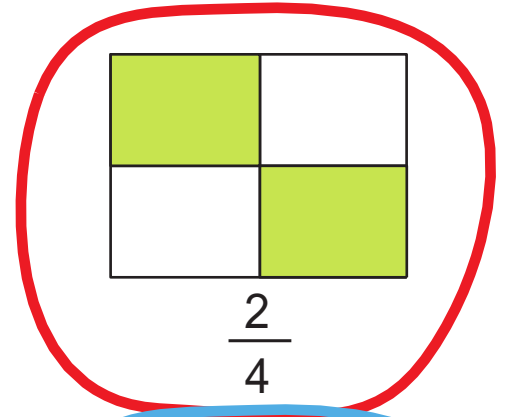
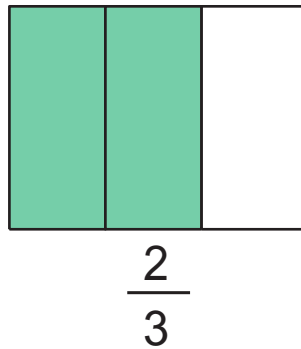
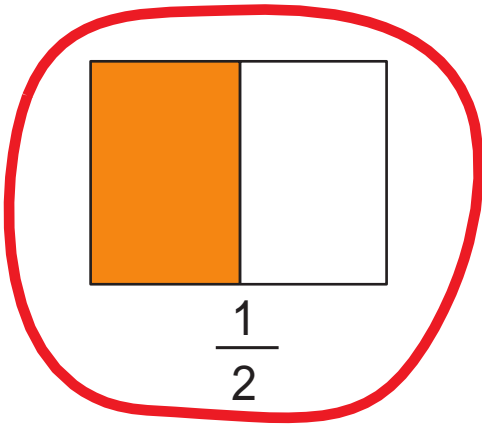
- pretty ugly silly dry

9. We felt **miserable** to be inside on a rainy day.


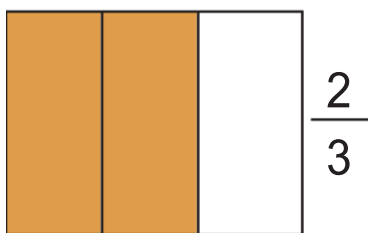
- sad happy friendly run

Equal Fractions Answers

Look at the shaded areas of the pictures below, then circle the ones that are equal.



Look at the fraction on the left. Color the boxes on the right so they are each equal to the one on the left.



Name:

Date:

AUTHOR'S PURPOSE: Task Cards

ANSWERS

Author's Purpose

Text Evidence

1 *Persuade*

How do you know?

The author is trying to persuade the reader to get a costume and participate in Halloween.

2 *Entertain*

How do you know?

The author wrote a story about a girl that the reader can enjoy.

3 *Persuade*

How do you know?

The author is trying to persuade the reader to watch a dancing show on television.

4 *Inform*

How do you know?

The author is trying to tell the reader facts about the branches of the military.

5 *Inform*

How do you know?

The author is trying to teach the reader about various birthday traditions around the world.

6 *Entertain*

How do you know?

The author wrote a story about two boys and their dad having fun on a road trip.

7 *Inform*

How do you know?

The author is trying to inform the reader about smoking.

8 *Persuade*

How do you know?

The author is trying to persuade the reader to buy the house.

Antonyms Are Cool Answers

Replace each **highlighted** word with its antonym.

I couldn't stay (**asleep**) awake during the movie.

The plane will (**leave**) arrive at four in the afternoon.

I ate my ice cream the (**slowest**) fastest.

Jessie collected the (**least**) most seashells.

I am (**disappointed**) happy we won our first soccer game.

The leopard is a (**tame**) wild animal.

My dad helped me (**break**) fix my favorite toy boat.

She is extremely (**reckless**) cautious when she drives.

Sheila doesn't like to swim in the (**shallow**) deep end.

This pillow is (**hard**) soft and fluffy.

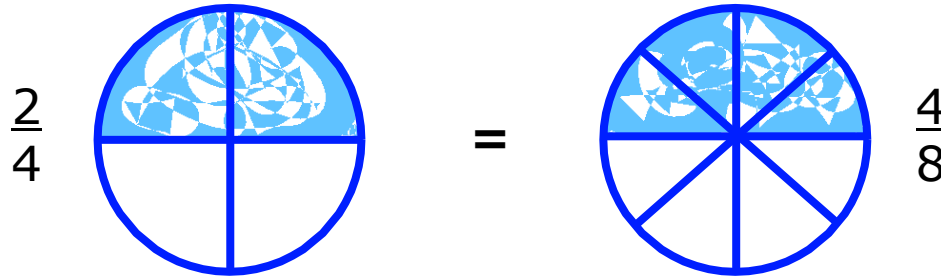
I donated my (**new**) old clothes to charity.

Jamie can't reach the books on the (**low**) high shelf.



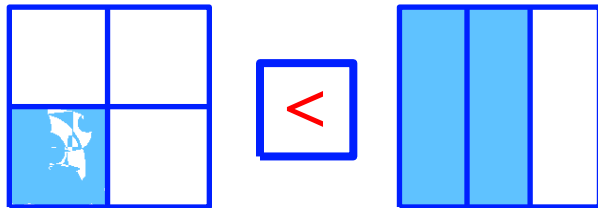
Comparing Fractions

Answers

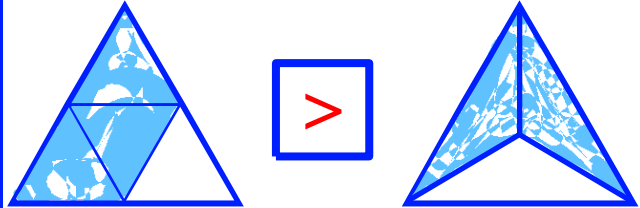


For each problem below, write less than (<), greater than (>), or equal to (=) in the space provided to compare the fractions represented by the shapes.

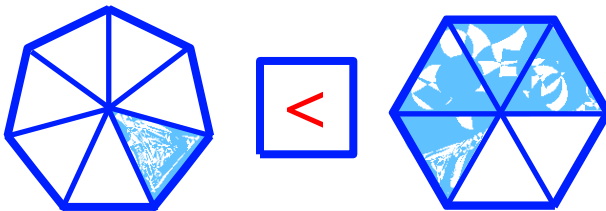
1)



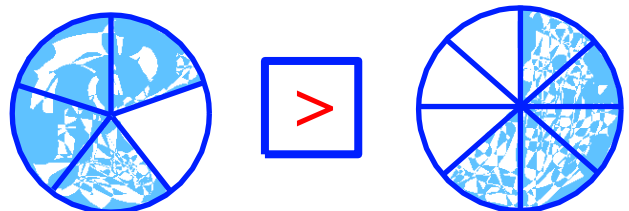
2)



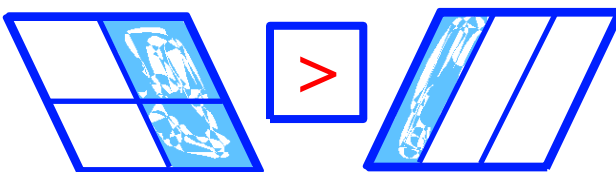
3)



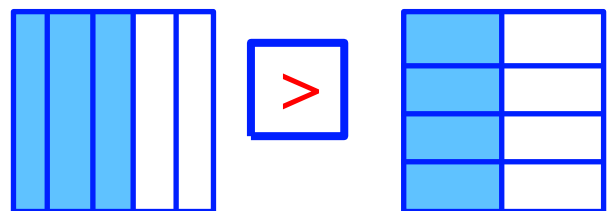
4)



5)



6)



Rewrite the fractions below in order from smallest to largest.

7)

$\frac{5}{8}$ $\frac{3}{4}$ $\frac{1}{2}$ $\frac{7}{8}$ $\frac{1}{4}$ $\frac{1}{4}$ $\frac{1}{2}$ $\frac{5}{8}$ $\frac{3}{4}$ $\frac{7}{8}$


Name: _____

Date: _____

Answer Key




Comparing Two Nonfiction Texts: A Female Freedom Fighter



Student answers may vary:

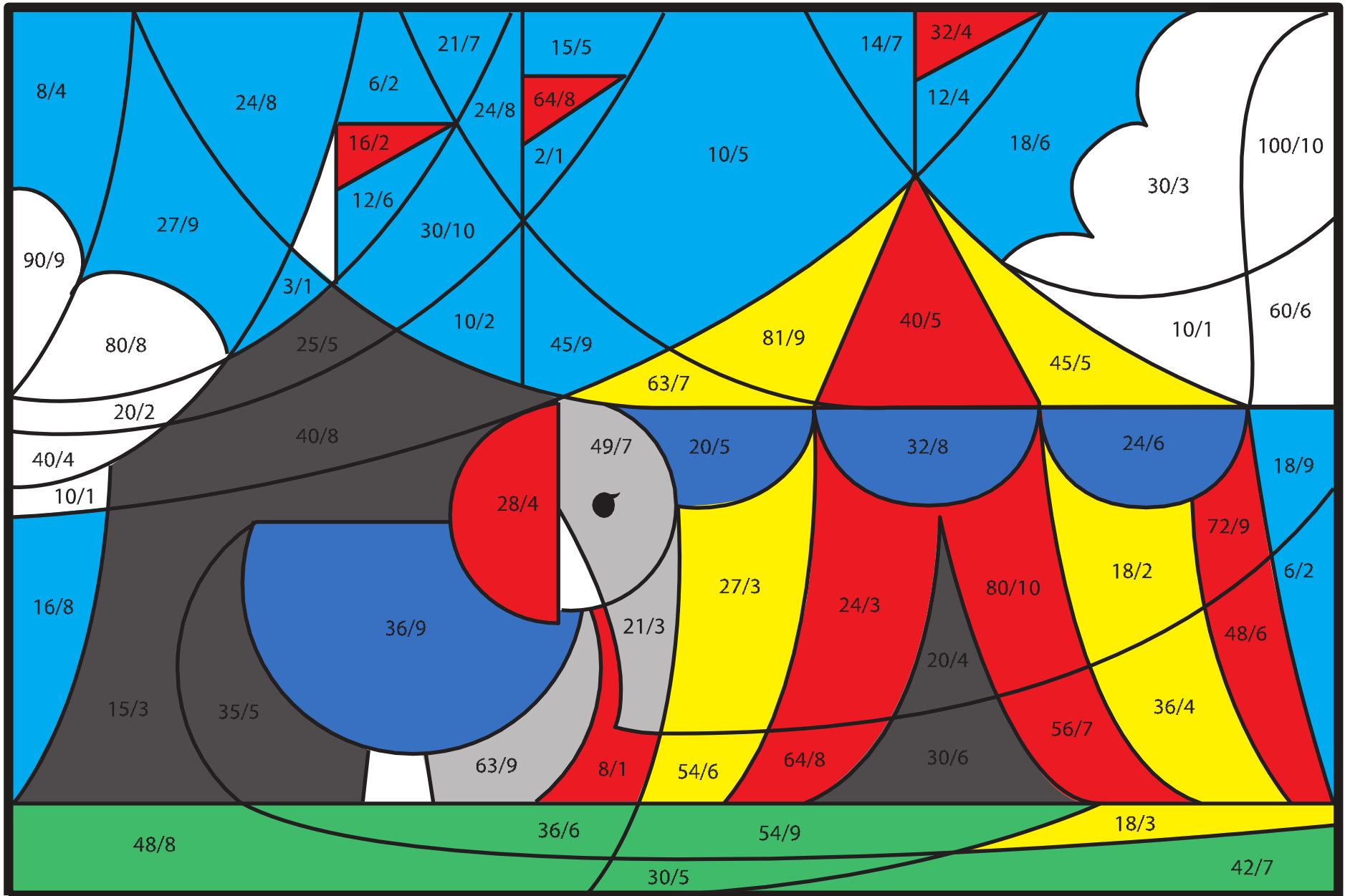
		Similarities	
Topic What topic is being explored in these two texts? How are the topics different?	Text 1 This text includes dates of the events in her life.	Harriet Tubman	Text 2 This text gives more explanation about her life.
Main Idea What is the main idea or main focus of each of the texts?		Harriet Tubman was an important figure in the effort to get slaves to freedom.	
Supporting Details List at least two details that the texts have in common. List at least two details that are different in the texts.	-Harriet Tubman is the most famous conductor from the Underground Railroad. -She escaped in 1849.	-Harriet Tubman escaped slavery and reached Pennsylvania. -She then decided to go back and help others.	-Harriet Tubman ran away when she heard about being sold. -Harriet Tubman worked for the Union Army.
Written Response: Which text would be better to find information about Harriet Tubman's escape? How do you know?	<p><u>Text 2 would be better to find information about Harriet Tubman's escape. It gives more detailed information about her escape. While it does not give the exact year, it explains Harriet Tubman's escape by including information about where and when she traveled. It also explains how she remained safe during the escape.</u></p> <hr/> <hr/> <hr/> <hr/>		



1 N
A
3 U N D E R R
2 H
4 E A S Y
A
V
5 D O
6 A L W A Y S
N
G
7 W
8 R E M E M B E R 9 E M B E R 10 B E S T
A A R R
L R M O R N I N G
T L U G
H Y S H
Y T

COLOR BY NUMBER Answers

Solve the following division problems. Color based on the answers matching to the color key.
 SKY BLUE : 2 and 3 BLUE : 4 BLACK : 5 GREEN : 6 GRAY : 7 RED : 8 YELLOW : 9 WHITE: 10



Reading Comprehension

The Man, the Boy, and the Donkey



Directions: Read the fable and answer the questions that follow.

Once, a man and his son were going to the market with their donkey. As they walked a man passed them and said, "How silly. You are walking that donkey when you could be riding it instead. What is a donkey for but to ride on?"

Hearing this, the man put his boy on the donkey's back and they went on their way. But soon they passed a group of women, one of whom said: "You should be ashamed of yourself young man. Your father who is older than you should be riding and you should be walking." Red-faced and embarrassed the boy jumped down to have his father get up on the donkey.

They hadn't gone far when they passed a man and a woman, one of whom said to the other: "Doesn't he know they can both t on that donkey? His boy doesn't have to walk this dusty road."

Well, the man didn't know what to do, but at last he took his son up and sat him down in front of him on the donkey. They reached the town and people began to jeer and point at them. "You're overloading that poor donkey -- you and your son both sitting there. You both look strong! You'd be better o carrying the donkey yourselves."

They got o of the donkey and tried to think what to do. At last they cut down a pole and tied the donkey's feet to it. With it tied to the pole like this they raised the pole to their shoulders and carried the donkey towards the bridge that lead to the market. This was dicult to do.

The townspeople laughed and heckled them so much that the donkey was frightened by everything going on. Its feet slipped loose from the ropes and it fell. Once it got to its feet again it ran away kicking and bucking.

"That will teach you," said an old man who had followed them. "Try to please everyone and you will please no one."

1. Where were the man and the boy traveling?

The man and the boy were traveling to the market.

2. Why did the man put the boy on the donkey?

The man put the boy on the donkey because a man told him that he could be riding on the donkey instead of walking it.

3. What happened after they passed a man and woman?

After they passed the man and woman, the man brought the boy up onto the donkey with him so they could both ride.

4. How did the people act when the man and the boy reached the town?

When the man and the boy reached the town, the people laughed at them and pointed.

5. What does the picture show?

The picture shows how the man and the boy carried the donkey.

Antonyms in the Sky Answers

Game Page

The object of this game is to help Drew the kangaroo jump from board to board to reach the top. To find the correct path, use the clues on the following page.



Picnicking Signs Answers

The multiplication and division signs are having a picnic. While they're gone, it's up to you to fill in the missing multiplication or division sign in each equation.

$8 \times 2 = 16$

$3 \times 7 = 21$

$24 \div 4 = 6$

$4 \times 4 = 16$

$54 \div 6 = 9$

$12 \div 3 = 4$

$9 \times 3 = 27$

$7 \times 9 = 63$

$64 \div 8 = 8$

$36 \div 4 = 9$

$4 \times 5 = 20$

$21 \div 7 = 3$

$2 \times 9 = 18$

$8 \times 4 = 32$

$40 \div 8 = 5$

$56 \div 7 = 8$

$30 \div 5 = 6$

$6 \times 3 = 18$

$5 \times 6 = 30$

$49 \div 7 = 7$

$2 \times 6 = 12$



Answer Key**Reading Comprehension: Sugar and Spice**

Directions: Read the story below. en answer the questions.

Sugar and Spice

It was Saturday, and Mindy was getting ready for her birthday party. In just three hours, all of her friends would arrive with presents and excitement. Every year, Mindy and her mom made a cinnamon cake fresh on the day of her birthday party, and Mindy thought this year would be no dierent. Excited, she waited for her mom in the kitchen.

Mindy's mother came into the kitchen and took her apron from a hook on the wall. Instead of putting it on, she lifted it over Mindy's head. Surprised, Mindy stood as her mom tied the strings of the apron behind her.

"Mindy, I think you're old enough to mix the batter yourself this year. I'm sure you can do it. Remember what we say?"

"Yes... Baking is just a little sugar and a little spice."

"at's right," said Mindy's mom. "Now, go ahead and start. I'm going to go blow up the balloons." With that, she left Mindy alone in the kitchen.

Maybe her mom was right. Maybe there wasn't much to it. Carefully, Mindy measured out the ingredients and poured them into a big bowl. en, she cautiously mixed the batter until it was perfectly smooth. Carefully, she poured the batter into the cake pan. en she called to her mom.

"It's ready to go into the oven," Mindy said. Her mom turned on the oven, set the temperature, and popped the pan into the oven. Mindy had actually done it!

When the cake came out, something seemed wrong. Mindy tried to poke it with a toothpick, just as her mother always did. e toothpick wouldn't go through. e cake was almost as hard as a rock!

"I did exactly what I was supposed to," Mindy moaned. "I was so careful! I didn't put the eggs in until last, and I measured the baking soda exactly."


"Baking *soda*? Oh, dear. at's the problem. You were supposed to use baking *powder*."

Mindy began to cry. "I'm sorry, mom. I tried so hard."

Mindy's mom gave her a big hug. "I'm the one who's sorry. I expected too much and I was hard on you. I guess you could say I used too little sugar and too much spice!"

Mindy laughed, and her mom laughed, too.

"Now, let's try again," said Mindy's mom. "is time, we'll do it together."



1. Who blew up the balloons for the birthday party?

Mindy's mom blew up the balloons for the birthday party.

2. What mistake did Mindy make while baking the cinnamon cake on her own?

Mindy's mistake was that she used baking soda instead of baking powder while making the cake.

3. When did Mindy and her mom make a cinnamon cake each year?

Mindy and her mom make a cinnamon cake each year on the day of Mindy's birthday party.

4. Where did Mindy wait for her mom?

Mindy waited for her mom in the kitchen.

5. Why was the cake almost as hard as a rock? e cake was almost as hard as a rock because Mindy used a wrong ingredient.

6. How did Mindy and her mom prepare for the birthday party?

Mindy and her mom prepare by making a cake and setting up balloons for the birthday party.

Same and Opposite

Answers

Write a synonym and an antonym for each word. Use the words from the word box.

laugh	false	difficult	moist
ill	different	healthy	full
easy	cowardly	sob	factual
similar	dry	famished	daring
construct	rich	destroy	poor

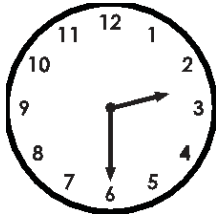

	SYNONYM	ANTONYM
true	<u>factual</u>	<u>false</u>
damp	<u>moist</u>	<u>dry</u>
cry	<u>sob</u>	<u>laugh</u>
alike	<u>similar</u>	<u>different</u>
build	<u>construct</u>	<u>destroy</u>
hard	<u>difficult</u>	<u>easy</u>
sick	<u>ill</u>	<u>healthy</u>
wealthy	<u>rich</u>	<u>poor</u>
hungry	<u>famished</u>	<u>full</u>
brave	<u>daring</u>	<u>cowardly</u>

A Matter of Time **Answers**

Answer the questions about time.

Janey went to the library at 3:45 p.m. and left at 7:45 p.m. How long was she at the library?

four hours





Nikki went to a concert that started at 2:30 p.m. It ended at 4:00 p.m. How long was the concert?

one and a half hours

Joji went to the park at 10:45 a.m. and left at 12:00 p.m. How long was he at the park?

one hour and 15 minutes




Mike went to see a movie at the theater that was 1 hour and 45 minutes long. It started 6:00 p.m. What time did it end?

7:45 p.m.

It started snowing outside at 5:30 p.m. It stopped snowing at 6:45 p.m. How long did it snow?

one hour and 15 minutes



Answers



ARE YOU A LEADER?

Decipher this famous quote about leadership using the secret code below

I F Y O U R A C T I O N S
16 10 8 3 7 5 2 19 12 16 3 9 13

I N S P I R E O T H E R S
16 9 13 4 16 5 6 3 12 11 6 5 13

T O D R E A M M O R E ,
12 3 14 5 6 2 15 15 3 5 6

L E A R N M O R E , D O
17 6 2 5 9 15 3 5 6 14 3

M O R E A N D B E C O M E
15 3 5 6 2 9 14 18 6 19 3 15 6

M O R E , Y O U A R E A
15 3 5 6 8 3 7 2 5 6 2

L E A D E R . - John Quincy Adams
17 6 2 14 6 5 (6th president of the United States)



1	2	3	4	5	6	7	8	9	10	11	12	13	14	15	16	17	18	19	20
J	A	O	P	R	E	U	Y	N	F	H	T	S	D	M	I	L	B	C	G

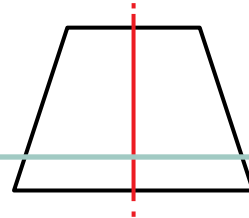
Name: _____

Date: _____

Alphabet Symmetry

A shape has symmetry when two sides look the same. A shape is symmetrical if it can be folded in half and the two sides are mirror images of each other.

A line of symmetry is a line that separates the shape into two parts that are the same shape and size.




Directions: Determine if each letter has a line of symmetry. If it has a line of symmetry, draw it and write Yes on the line. If it does not have a line of symmetry, write No on the line. An example is shown below.

1. Symmetry? <u>Yes</u>	2. Example: Symmetry? <u>Yes</u>	3. Symmetry? <u>Yes</u>	4. <u>Yes</u> Symmetry? <u>Yes</u>	5. Symmetry? <u>No</u>
6. Symmetry? <u>No</u>	7. Symmetry? <u>Yes</u>	8. Symmetry? <u>Yes</u>	9. Symmetry? <u>No</u>	10. Symmetry? <u>No</u>
11. Symmetry? <u>No</u>	12. Symmetry? <u>Yes</u>	13. Symmetry? <u>No</u>	14. Symmetry? <u>Yes</u>	15. Symmetry? <u>No</u>
16. Symmetry? <u>No</u>	17. Symmetry? <u>No</u>	18. Symmetry? <u>No</u>	19. Symmetry? <u>Yes</u>	20. Symmetry? <u>Yes</u>
21. Symmetry? <u>Yes</u>	22. Symmetry? <u>Yes</u>	23. Symmetry? <u>Yes</u>	24. Symmetry? <u>Yes</u>	25. Symmetry? <u>No</u>

Name **Answer Key**

Date

Practice in Symmetry: Use the grid below to draw a *mirror-image* of the owl's left side on the blank side of the axis.



Left

Right

Axis

Spelling Swerves #4

Answers

Find as many four-letter words as you can in the puzzles. To find the words, follow the letters up, down, horizontal or diagonal. **(Answers)**

___ ROSE ___
 ___ DIAL ___
 ___ SOUR ___
 ___ CROP ___
 ___ SLOP ___
 ___ LOSE ___
 ___ COOL ___
 ___ SOON ___
 ___ DUES ___
 ___ DOSE ___
 ___ CORD ___
 ___ RUSH ___
 ___ COOP ___
 ___ DISH ___
 ___ NOSE ___
 ___ POSE ___

Y	R	A	N
C	I	O	L
D	O	S	P
R	U	E	H

___ PATH ___	___ MOLE ___	___ CARE ___
___ SHOE ___	___ SEAT ___	___ DASH ___
___ MORE ___	___ HEAT ___	___ HOLE ___
___ LORE ___	___ PADS ___	___ HEAP ___
___ PAST ___	___ SPAT ___	___ TEAR ___
___ DATE ___		___ EAST ___
___ TAPS ___	D A E H	___ EATS ___
___ RACK ___	P S T K	___ LEST ___
___ PLEA ___	H L E C	___ REST ___
___ ROLE ___	M O R A	___ SEAR ___
___ RACE ___		

___ FIND ___	___ HIKE ___	___ ROBE ___
___ KIND ___	___ TANK ___	___ REAM ___
___ HIND ___	___ RANK ___	___ MARE ___
___ BOAT ___		___ KNOB ___
___ BORE ___	E F I H	___ DART ___
___ BONE ___	I K N D	___ BEAR ___
___ MAKE ___	N O A T	___ NEAR ___
___ TAKE ___	B E R M	___ FINE ___
___ RAKE ___		___ BOAR ___

